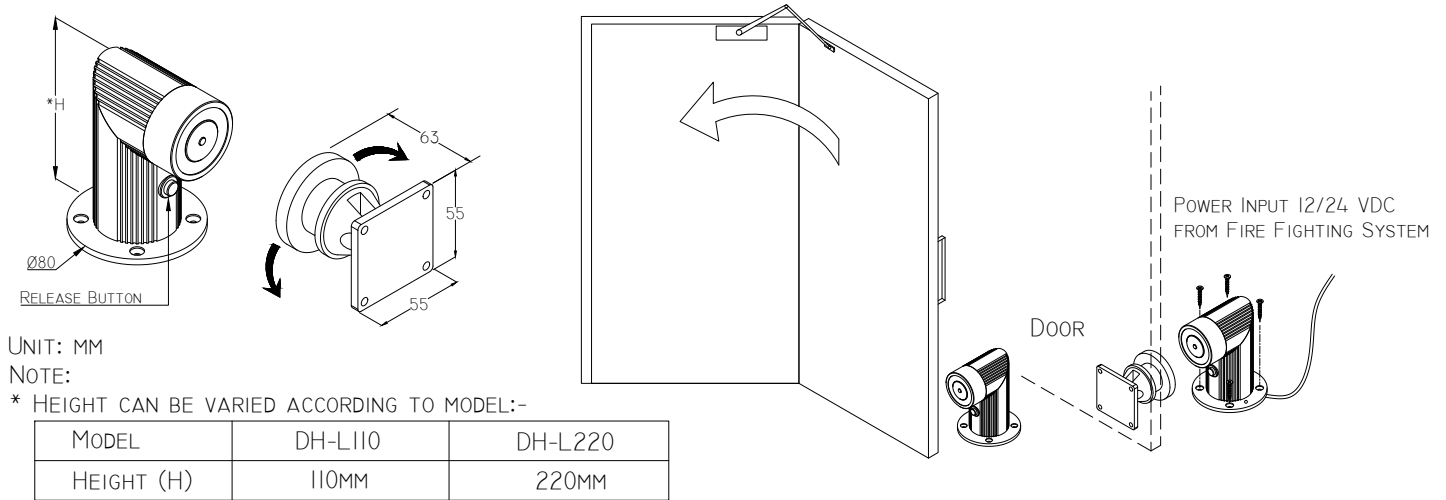
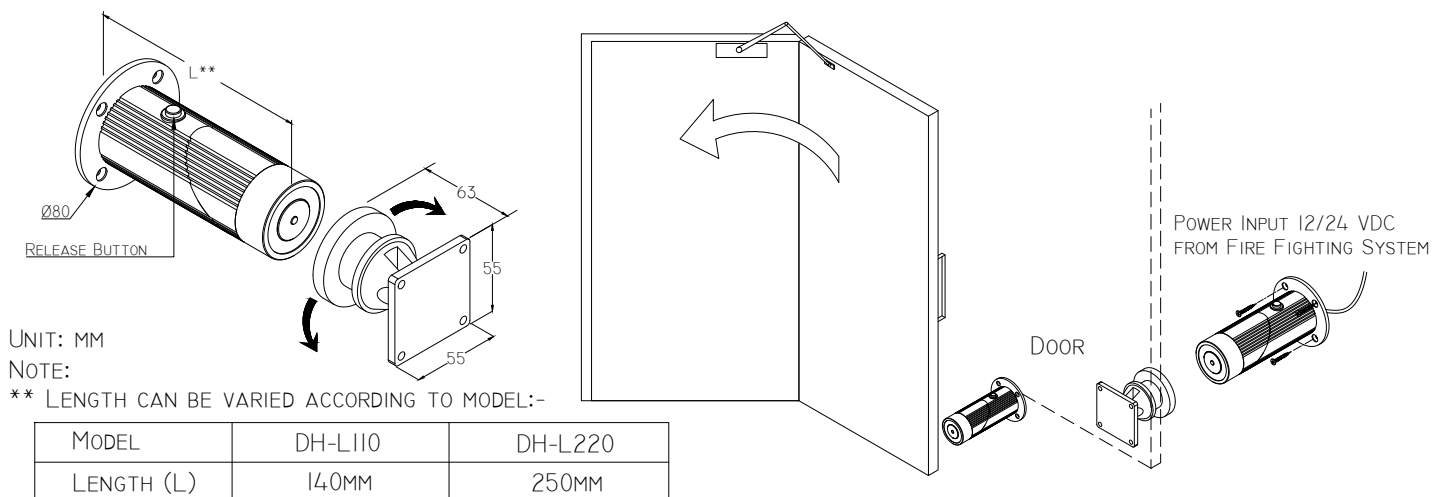


ELECTROMAGNETIC DOOR HOLDER DH-L110 & DH-L220 INSTALLATION INSTRUCTION

Floor Mounting



Wall Surface Mounting



User Manual

Application:

Fire Door or Escape Door

Normal Operation Method:

To ensure the door is held properly by the door holder, the door with armature must be pressed slightly against it.

During Emergency

- Security system will automatically cut off the powersupply to the door holder or ;
- Press the red button to release the door.

Testing

Manually press the red button on the top of the door holder to ensure the automatic door closing mechanism is working. Releasing the red button will recover the holding function.

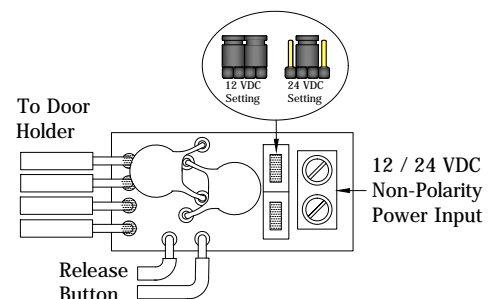
Current Rating

12 Volt - 100 mA
24 Volt - 50mA

Connections

Terminal - Max 2.0mm wire cable

WIRING INSTRUCTION



IMPORTANT!

Set the jumper position according to the power input correctly before switch ON the power.